

L I L A

angelettiruzza design



ventilated upper



touch screen



combustion



eco design



5 YEARS warranty



remote control



double door



silent



start



energetic class



DIMENSION

L 65 x P 64 x H 120 cm

FINITURES

oro|oro
blu|blu
rame|rame
nero|nero

gold|gold
blue|blue
copper|copper
black|black

POWER

AIR Kw 8
technology Kw 10
Kw 12

G R A F T

lorenzo damiani design



DIMENSION
L 53 x P 67 x H 121 cm

FINITURES

blu	<i>blue</i>
sablè	<i>sablè</i>
nero	<i>black</i>
ruggine	<i>rust</i>
grigio antracite	<i>anthracite gray</i>
gray brown	<i>gray brown</i>

POWER

AIR Kw 8
technology Kw 10
Kw 12



R I S E

odoardo fioravanti design



ventilated
upper



combustion



eco
design



warranty



remote
control



double
door



silent



start

A⁺

energetic class



DIMENSION
L 47 x P 60 x H 120 cm

FINITURES

nero	black
moka	moka
robbino	rust
blu	blue
brunno	bronze
grigio antracite	anthracite gray

POWER

AIR	Kw 8
tecnology	Kw 10
	Kw 12



★★★★★ **air**

d.l. 3/04/2006 n. 152



energetic class



NADI air

DIMENSION

L 50 x P 57 x H 110 cm

FINITURES

sablè nera	sablè black
ruggine nera	rust black
nero nera	black black
blu nera	blue black
gray brown nera	gray brown black
grigio antracite nera	anthracite gray black

POWER

AIR Kw 8
technology Kw 10
Kw 12



NADI hydro

DIMENSION

L 60 x P 64 x H 118 cm hydro
L 50 x P 57 x H 110 cm hydro small

FINITURES

sablè nera	sablè black
ruggine nera	rust black
nero nera	black black
blu nera	blue black
gray brown nera	gray brown black
grigio antracite nera	anthracite gray black

POWER

HYDRO Kw 10 Kw 15
technology Kw 12 Kw 20
Kw 14 Kw 24



nadi air

R I V U S

&

R I V U S steel

angelettiruzza design



Rivus steel



ventilated frontal



touch screen



combustion



eco design



warranty



remote control



double door



silent



start



energetic class



RIVUS

DIMENSION

L 55 x P 58 x H 120 cm

FINITURES

bianca | nera
gray brown | nera
terracotta | nera

white | black
gray brown | black
terracotta | black

POWER

AIR technology Kw 8
Kw 10
Kw 12



RIVUS steel

DIMENSION

L 55 x P 58 x H 120 cm

FINITURES

sablè | nera
nero | nera
ruggine | nera
bronzo | nera
gray brown | nera
grigio antracite | nera

sablè | black
black | black
rust | black
bronze | black
gray brown | black
athracite gray | black

POWER

AIR technology Kw 8
Kw 10
Kw 12

T E R R A F U O C O

& T E R R A F U O C O steel & easy

angelettiruzza design



combustion



eco design



warranty



remote control



double glass



silent



start



ventilated upper



energetic class



TERRAFUOCO

DIMENSION
L 56 x P 55 x H 120 cm

FINITURES
 terracotta | nero terracotta | black
 gray brown | nero gray brown | black
 grigio antracite | nero anthracite gray | black

POWER
AIR Kw 8
 technology Kw 10
 Kw 12



TERRAFUOCO steel
TERRAFUOCO easy

DIMENSION
L 56 x P 55 x H 120 cm

FINITURES
 sablè | nero sablè | black
 nero | nero black | black
 blu | nero blue | black
 gray brown | nero gray brown | black

POWER
AIR Kw 8
 technology Kw 10
 Kw 12



terrafuoco

D R A I N

angelettiruzza design



ventilated
upper



touch
screen



combustion



eco
design



warranty



remote
control



double
glass



silent



start



energetic class



DIMENSION

L 55 x P 57 x H 119 cm

FINITURES

blu | nero
bianca | nero
marrone | nero

blue | black glass
white | black glass
brown | black

POWER


AIR Kw 8
tecnology Kw 10
Kw 12

K L I Z I A

&

K L I Z I A glass

design Kalon lab




★★★★★ **air**

d1 3/04/2006 n 152

++A

energetic class



KLIZIA

DIMENSION

L 59 x P 56 x H 117 cm
L 59 x P 61 x H 117 cm
L 59 x P 56 x H 117 cm

air
air comfort
small hydro

FINITURES

sablè | nero
ruggine | nero
nero | nero

sablè | glass
rust | glass
black | glass

POWER

AIR Kw 8
technology Kw 10
Kw 12

HYDRO Kw 10
technology Kw 12
Kw 24

KLIZIA glass

DIMENSION

L 61 x P 57 x H 117 cm
L 61 x P 57 x H 117 cm
L 61 x P 61 x H 117 cm
L 61 x P 56 x H 117 cm

air
air natural
air comfort
small hydro

FINITURES

vetro nero

black glass

POWER

AIR Kw 8
technology Kw 10
Kw 12


HYDRO Kw 10
technology Kw 12
Kw 24



klizia glass

A K E M I

angelettiruzza design



A++
energetic class

★★★★★ **air**
d.l. 3/04/2006 n. 152



DIMENSION

L 48 x P 56 x H 112 cm air
L 48 x P 56 x H 112 cm air comfort
L 48 x P 55 x H 112 cm small hydro






FINITURES


argento silver
ruggine rust
nero black
gray brown gray brown
grigio antracite anthracite gray

POWER

AIR Kw 8
technology Kw 10
 Kw 12

HYDRO Kw 10
technology Kw 12
 Kw 24













combustion eco design warranty remote control double glass double door silent start ventilated upper

★★★★★ **air**
 d1 3/04/2006 n 152



 energetic class



DIMENSION
L 48 x P 55 x H 112 cm

FINITURES
 bianco | nero white | black
 sablè | nero sablè | black
 nero | nero black | black
 blu | nero blue | black

POWER
AIR Kw 8
 technology Kw 10
 Kw 12



K I N

angelettiruzza design



system



ducted



hermetic



hydro



touch screen



combustion



eco design



warranty



remote control



double door



silent



start



energetic class



DIMENSION

L 48 x P 60 x H 117 cm *air*
L 48 x P 56 x H 117 cm *small hydro*

FINITURES

nero nera	black black
sablè bronzo	sablè bronze
ruggine ruggine	rust rust
nero oro	black gold
gray brown bronzo	gray brown bronze

POWER

AIR Kw 8
technology Kw 10
Kw 12

HYDRO Kw 10
technology Kw 12
Kw 24

S H U T O

kalon lab/angelettiruzza design



★★★★★ **air**
d.l. 3/04/2006 n. 152

++A
energetic class



DIMENSION

L 56 x P 68 x H 104 cm	air
L 56 x P 58 x H 104 cm	air comfort
L 56 x P 58 x H 104 cm	small hydro
L 61 x P 54 x H 107 cm	hydro
L 61 x P 54 x H 107 cm	hydro power

FINITURES

vetro nero griglia nera	
black glass black grid	
sablè	sablè
moka	moka
grigio antracite	anthracite gray

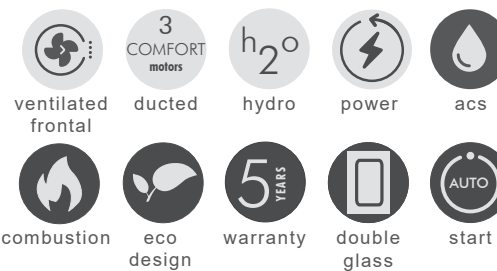
POWER

AIR technology	Kw 8	HYDRO technology	Kw 10	Kw 15	Kw 28
	Kw 10		Kw 12	Kw 20	Kw 34
	Kw 12		Kw 14	Kw 24	



A L Y S A

design Kalon lab



A++
energetic class

★★★★★ **air**
d.l. 3/04/2006 n. 152



DIMENSION

L 48 x P 56 x H 104 cm	air
L 48 x P 56 x H 104 cm	air comfort
L 52 x P 62 x H 106 cm	hydro
L 57 x P 62 x H 125 cm	hydro power

FINITURES

bianco nero	white black
nero nero	black black
rosso nero	red black
grigio antracite nero	anthracite gray black

POWER

AIR technology	Kw 8 Kw 10 Kw 12	HYDRO technology	Kw 15 Kw 20 Kw 24	Kw 28 Kw 34
-----------------------	------------------------	-------------------------	-------------------------	----------------

C O V E R

giuseppe diana design



★★★★★ **air**

d1 3/04/2006 n 152



energetic class



DIMENSION

L 48 x P 60 x H 105 cm skema system
 L 48 x P 55 x H 105 cm small hydro
 L 55 x P 61 x H 117 cm hydro

FINITURES

blu|nero blue|black
 nero|nero black|black
 sablè|nero sablè|black
 moka|nero moka|black
 gray brown|nero gray brown| black
 grigio antracite|nero anthracite gray|black

POWER

AIR Kw 8
 technology Kw 10 Kw 12
HYDRO Kw 10 Kw 15
 technology Kw 12 Kw 20 Kw 14 Kw 24



R O L L I N G

giuseppe diana design



- SKE MA system
- hermetic
- small hydro
- ventilated hydro
- ACS
- combustion
- eco design
- 5 YEARS warranty
- remote control
- double glass
- double door
- silent
- start

A++

energetic class

★★★★★ **air**
d.l. 3/04/2006 n. 152



DIMENSION

- L 49 x P 56 x H 111 cm
- L 49 x P 56 x H 111 cm
- L 60 x P 62 x H 117 cm
- skema system
- small hydro
- hydro

FINITURES

- sablè | nero
- blu | nero
- nero | bianco
- grigio antracite | nero
- sablè | black
- blue | black
- black | white
- anthracite gray | black

POWER

- | | | | | |
|--------------------------|-------|----------------------------|-------|-------|
| AIR
technology | Kw 8 | HYDRO
technology | Kw 10 | Kw 15 |
| | Kw 10 | | Kw 12 | Kw 20 |
| | Kw 12 | | Kw 14 | Kw 24 |

D O U B L E

giuseppe diana design



★★★★★ **air**
dI 3/04/2006 n 152

++A

energetic class



DIMENSION

L 51 x P 60 x H 105 cm skema system
L 51 x P 55 x H 105 cm small hydro
L 58 x P 62 x H 112 cm hydro

FINITURES

bianco | nero
sablè | nero
nero | nero
moka | nero
grigio antracite | nero

white | black
sablè | black
black | black
moka | black
anthracite gray | black

POWER

AIR	Kw 8	HYDRO	Kw 10	Kw 15
tecnology	Kw 10	tecnology	Kw 12	Kw 20
	Kw 12		Kw 14	Kw 24

